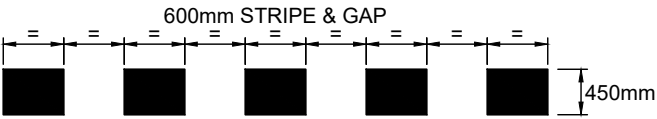


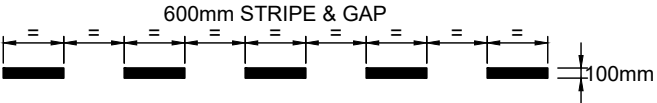

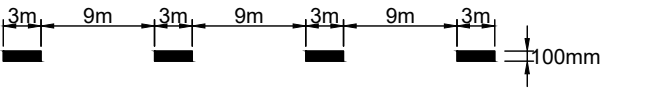
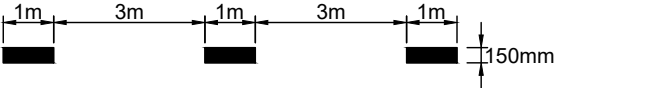
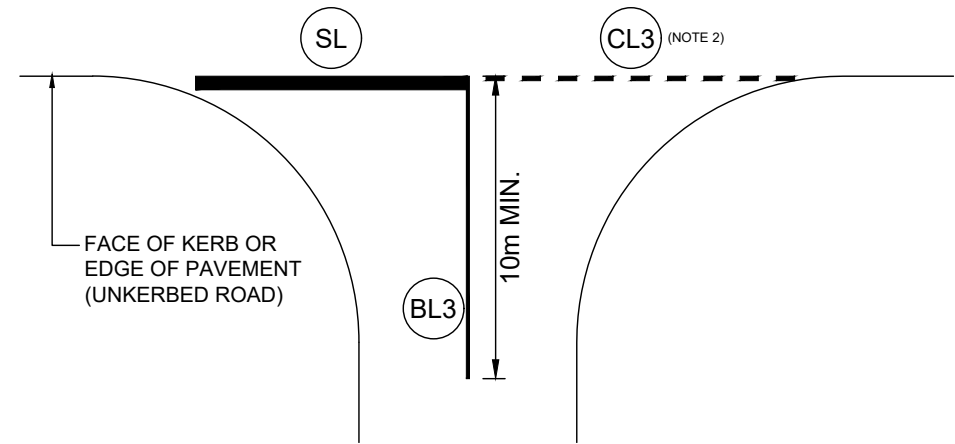


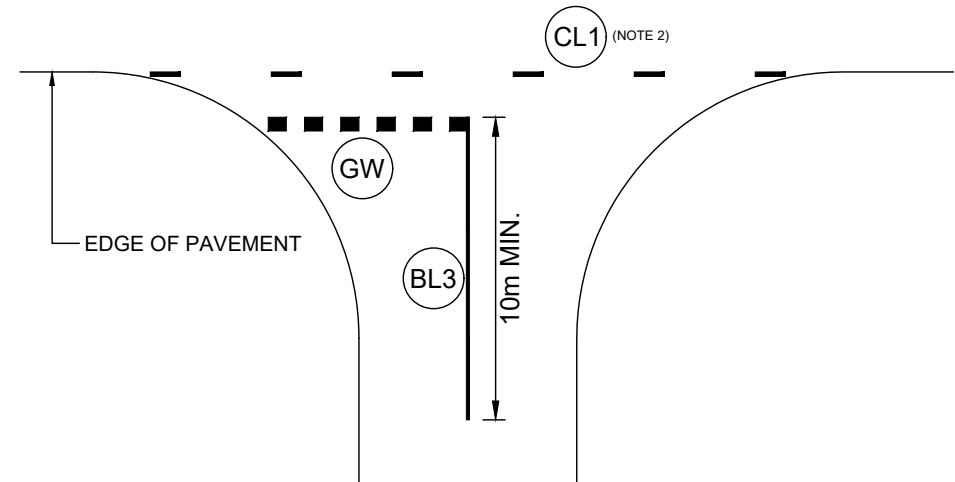
NOTES

1. LINEMARKING TO BE LONG LIFE TYPE UNLESS SPECIFIED OTHERWISE.
2. CONTINUITY LINES (CL1 & CL3) SHOULD BE MARKED WHERE: THE MAJOR ROAD CURVES OR; THE ENTRY INTO THE MINOR ROAD IS WIDE. CONTINUITY LINES ARE OTHERWISE NOT REQUIRED
3. REFER TO AS 1742.2:2022 FOR ADDITIONAL LINE TYPES & FURTHER GUIDANCE ON LINE TYPE USE.

DESC.	AS1742.2 CODE	
GIVE WAY LINE	GW	
STOP LINE	SL	
CONTINUITY LINE (FORMERLY STATCON)	CL3	
TURN LINE	TL	
UNBROKEN	BL3	
BROKEN	DL1	
CONTINUITY LINE >15M LENGTH	CL1	




TYPICAL MARKING AT STOP SIGN



TYPICAL MARKING AT SET BACK GIVE WAY SIGN

CITY OF BALLARAT

01	UPDATED TO MATCH AS1742.2:2022	JUN 25
No. AMENDMENTS		DATE

Approved by:

 Date: 03 June 2025

STANDARD LINE MARKING DETAIL



SCALE:
NOT TO SCALE

SHEET: 1 OF 1

DRAWING NO:
SD-T2